


Block of the Month for March 2021

Rocky Road Through 2021

12 x 12" Block (12.5" x 12.5" Unfinished)



Let's make this block out of two shades of green and white. We are still traveling a rocky road of uncertainties.

Cutting

•White:

Cut 14 - 2 1/2" Squares
Cut 2 - 2 7/8" Squares

• Dark Green:

Cut 6 - 2 1/2" Squares
Cut 6 - 2 7/8" Squares

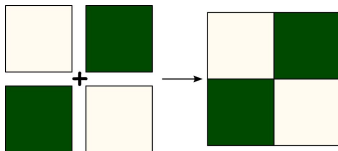
• Light Green:

Cut 2 - 4 7/8" Squares

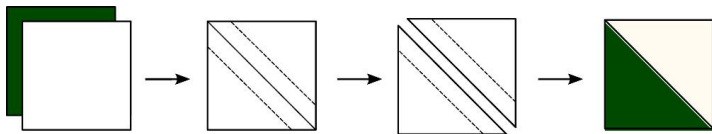
Assembly

For best results, please use scant 1/4" seams.

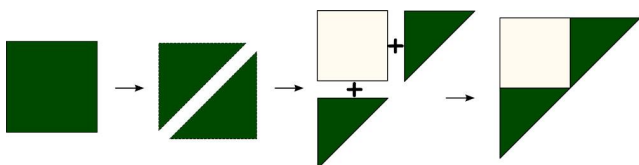
1. Make 3 four patches with dark green and white squares.



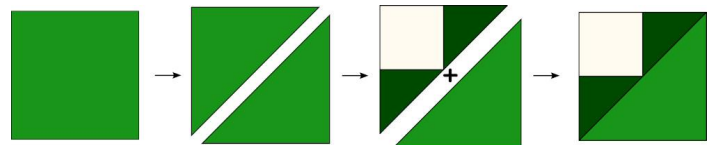
2. Make four half square triangles with the dark green and white.



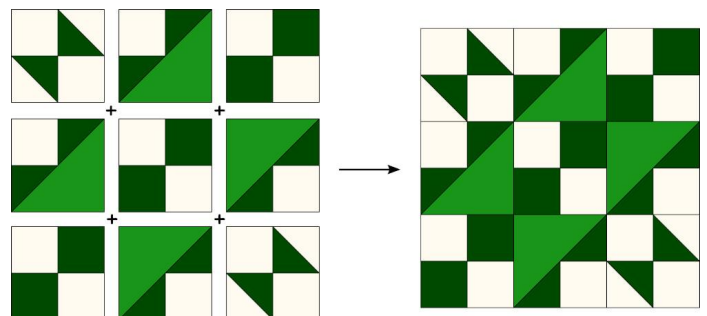
3. Cut a 2 7/8" square in half and sew the triangles on two sides of the white square. Make four. Use the other 2 7/8" squares for the half square triangles.



4. Cut the 4 7/8 " light green square in half and sew it to the unit you just made. Make four of these.



5. Sew these together in three rows.



6. Please send this to me by **March 8, 2021.**

Please mail to Kika Hutchings 4861 3rd Street, Carpinteria, CA 93013

Questions? Please call Kika Hutchings 805-566-0045, or email at rjkika1938@gmail.com